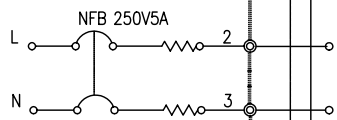
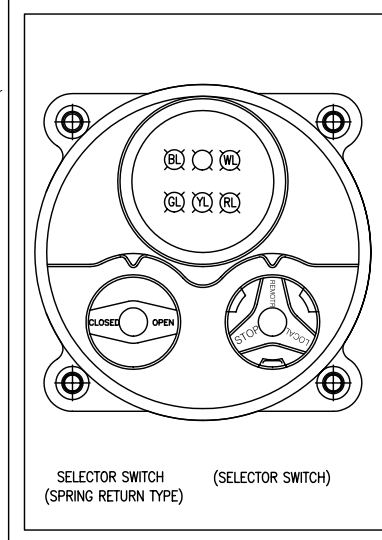
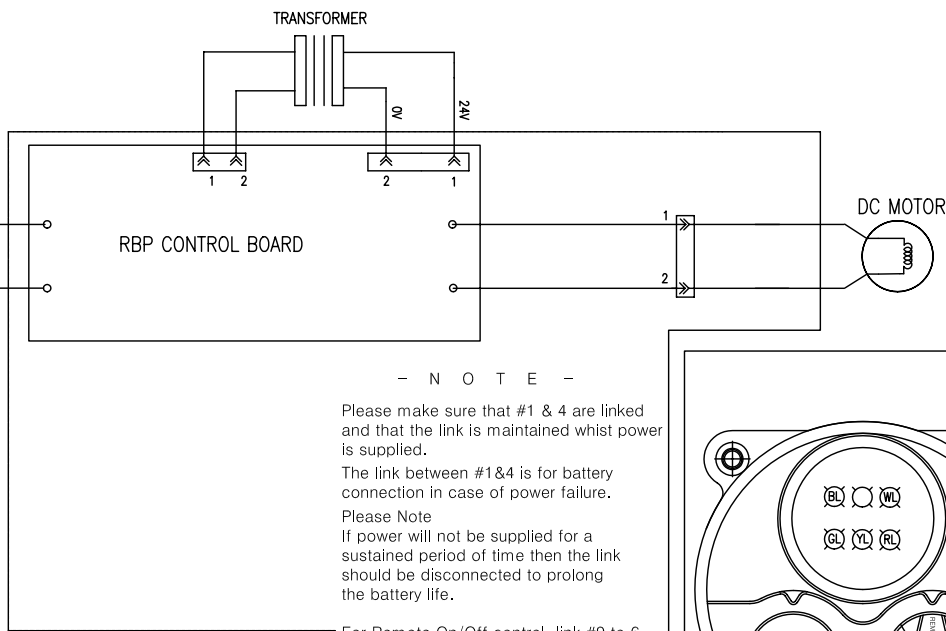


CUSTOMER SUPPLY
FIELD WIRING



POWER SOURCE	
1φ	110V
1φ	220V
50/60HZ	

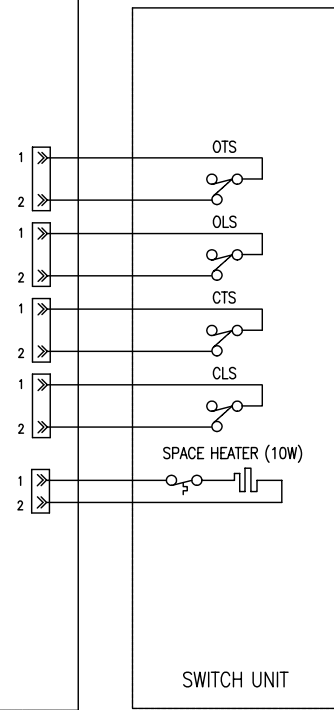
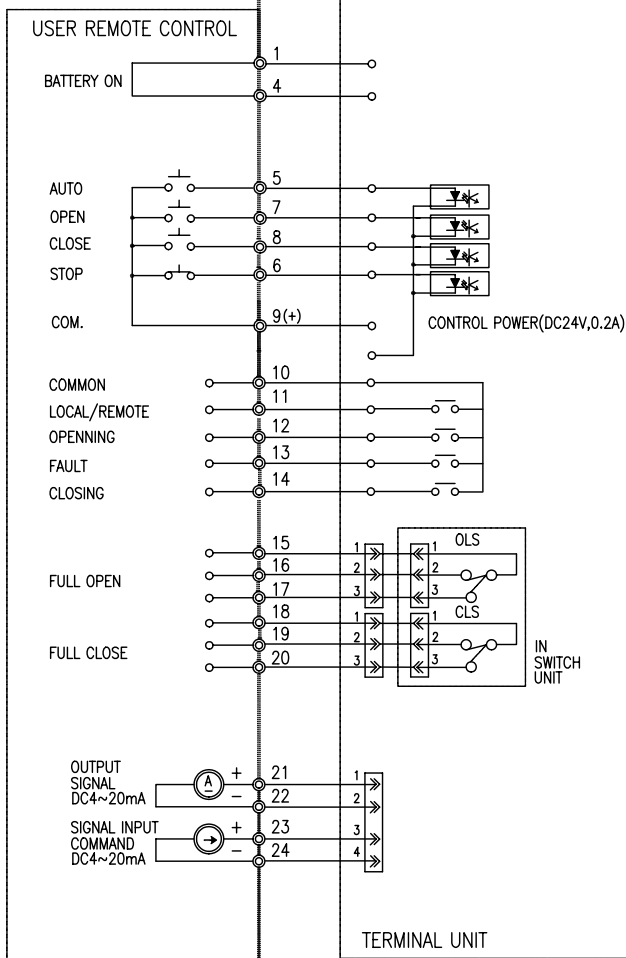
CONTROLLER & ACTUATOR ASS'Y



For Remote On/Off control, link #9 to 6
For Remote Modulating Control, link #9 to 6 & #9 to 5

** TERMINAL BLOCK **

1	12
2	13
3	14
4	15
5	16
6	17
7	18
8	19
9	20
10	21
11	22



** NOTE **

Technical Explanation
 OLS : OPEN LIMIT SWITCH
 CLS : CLOSE LIMIT SWITCH
 OTS : OPEN TORQUE LIMIT SWITCH
 CTS : CLOSE TORQUE LIMIT SWITCH
 RL : RED LAMP FOR OPEN
 GL : GREEN LAMP FOR CLOSE
 YL : YELLOW LAMP FOR FAULT
 © : MARKS FOR TERMINAL

BATTERY : LED LAMP MODE
 RL : RED LAMP FOR BAT 50%
 GL : GREEN LAMP FOR FULL RECHARGE
 BL : BLUE LAMP FOR 50 ~ 80%

WL : WHITE LAMP FOR POWER
 BL : BLUE LAMP FOR REMOTE

** LIMIT SWITCH CONTACT POSITIONS **

ROTOR	CON-TACT	VALVE OPENING (%)	
		0	100
OPEN (OLS)	1-3		
	1-2		
CLOSE (CLS)	1-3		
	1-2		

— : CONTACT ON - - - : CONTACT OFF

1 PHASE WIRING DIAGRAM
RBP+PCU

DWG. NO HQ - 96500 B
DATE 2008.03.24 ISSUE REF: B

ACTUATED SOLUTIONS LTD
TEL : (01243) 827469
FAX : (01243) 829418

DOC : WD-01 1-9-2008